

Apeos C3060 / C2560 / C2060

A3 Colour Multifunction Printer



New Times, New Apeos


The new "Apeos" offers advanced features with high security level and easy operability to help business diversify with times. "Apeos" devices are able to connect smoothly with a variety of solutions and services to realise an all new agile remote workstyle of working anytime, anywhere.



Uncompromising usability along with compatibility



Quick and simple operability




Streamline operations for remote work style



Initiatives for environmental consideration



Safeguard important information



Reliable support system

Small - Smart - Scalable Solution for your everyday business requirements

Apeos C3060 / C2560 / C2060

| Copy/Print | Scan | Fax ^{*4} | Printing Resolution | Control Panel | |
|----------------------------|---|-------------------|---------------------------------|------------------------------|--|
| Colour/Monochrome | Colour/Monochrome | | | | <ul style="list-style-type: none"> •Wireless LAN Supported •Mobile Supported •Cloud Interactive |
| C3060 30 ppm ^{*1} | 2 sided Scanning 80 ppm ^{*2*3} | Super G3 FAX | 1,200 × 2,400 dpi ^{*5} | 7" Tilted Colour Touchscreen | |
| C2560 25 ppm ^{*1} | 1 sided Scanning 55 ppm ^{*3} | | | | |
| C2060 20 ppm ^{*1} | | | | | |

*1: A4 LEF. *2: For Apeos C3060 / C2560 single pass DADF model (2 sided scanning). *3: A4 LEF 200 dpi to Folder. *4: Optional. *5: Print Function.

Various combinations



Standard Configuration Model-1T

With 1 Tray Module*

With 1 Tray Module with Cabinet*

With 3 Tray Module*

With Side Tray* Supports distribution output for each of copy, print, and fax jobs

* Optional

Uncompromising usability along with compatibility

Multipurpose device with small footprint and easy setup

- Compact design with width of 590 x depth of 659 mm
- Select a right configuration of 1, 2 or 4 trays as per your growing requirements



2 tray configuration with its optimal height and adjustable UI makes it easy to operate for all (including people with special needs).

Shared machines for offices.

Increase to maximum paper capacity of 2,096 sheets*.

* 80 gsm Paper, Standard + 3 Tray Module (optional).



Exceptional colour accuracy and print quality

- High-resolution printing of 1,200 x 2,400 dpi achieved with LED printhead
- Smooth slating line and text reproduction with image enhancement processing
- Digital Correction Technology IReCT*, reduces colour-to-colour misregistration



* Image Registration Control Technology.

Quick startup and output for greater efficiency

- Fast Boot Mode prepares the operation panel in 6 seconds*¹
- The control panel becomes operable from Low Power Mode in approximately 1 second*²
- Quick warm up in less than 28 second
- First Copy Output Time in 4.9 seconds*³

*¹: Depending on the status of the main unit and configuration of options, it may not operate or take more than 6 seconds.

*²: Please specify the time to Sleep Mode longer than the time to Low Power Mode.

*³: A4 LEF for Apeos C3060 when in horizontal/Monochrome preferred mode.

Various finishing options are available according to your needs

Finisher-A2



- Staple

Finisher-B4/B5 with Booklet Maker Unit



- Staple
- Staple-free Staple*¹
- Punch*²
- Saddle Staple*³
- Single Fold*³

*¹: Staple-free stapling is available with Finisher-B5.

*²: Optional.

*³: Booklet Maker Unit is required. When specifying Saddle Staple or Single Fold with Finisher-B4/B5, paper is not folded but creased.

*⁴: 80 gsm paper or less.

Quick scanning of high-volume originals*¹

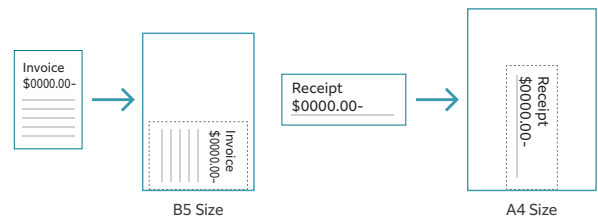
- Up to 80 ppm can be read at high speed in Scan*²
- Up to 130 sheets can be loaded
- One pass DADF will not damage the original document
- Instantly scan without manual entry of each original size
- Automatically converts custom size originals to standard size

*¹: Apeos C3060 / C2560 single pass DADF model.

*²: 1 pass 2 sided scanning. Our Standard Paper (A4 LEF), 200 dpi, to Folder.



Automatically scans small originals as-is to a standard size



Direct scan to or print from USB* for efficient operations


- You can directly print the documents stored on a USB flash drive or scanned data can be directly stored on a USB flash drive without using a PC

* Optional.



Photo shows a single stapling

Photo shows a double stapling

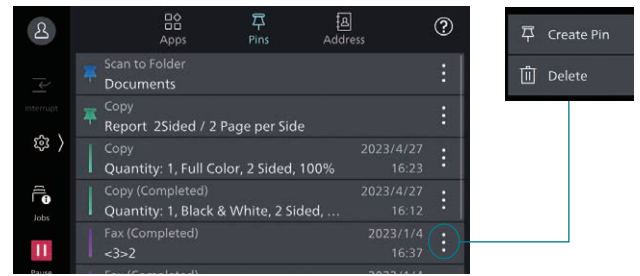


Quick and simple operability

Simple layout with easy navigation

Black and gray tone UI gives better contrast for easy recognition.

- Icons are evenly spread for easy recognition
- Consistent operation steps of each function for easy recall
- Home screen personalisation for ease of access to commonly used functions
- Pin regular settings for registering frequent or repeated jobs
- Clear visible light notifications for completed or error jobs
- Subtle sound notification for alert and attention



Smartphone becomes a "portable operation panel"

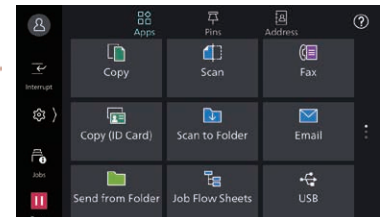
Seamless connectivity with mobile devices for Copy, Fax, Print, Scan^{*1} jobs using the Print Utility^{*2} application.

- Mobile device can be used as an alternative UI for operations control to minimise common touch points
- Frequent settings can be saved as "Favourites"
- Directly send fax or email with the addresses stored in the smartphone
- Minimise printer touch points for hygiene reasons
- Quickly establish direct Wi-Fi connection by scanning the QR code on the user panel

Note: Connect to machine via wireless environment or Wi-Fi Direct connection.

*1: Scan to Mobile, E-mail, Scan to Folder.

*2: It can be downloaded free of charge from Google Play™ or App Store.



Flexibility in office layout

Supports wireless LAN environment^{*1}.

- Supports free addressing in the office with Wi-Fi support
- Up to five Wi-Fi Direct multifunction devices can be connected at the same time
- Supports direct mobile printing^{*2}
- Print Utility, AirPrint, and Mopria® Print Service are supported

*1: Optional.

*2: When connecting to Wi-Fi Direct.

Print out from any multifunction device within the office

With Server-less On-Demand Print^{*}, you have the flexibility to print and collect the print outs from any of the connected multifunction devices.

- Improves productivity by printing from another available multifunction device when the current device is in use
- Up to 100 units can be linked
- Specific job settings can be revised at the device level to save time (1 sided to 2 sided, adding staple, all monochrome)

* Optional.

Simple device management with Server-less Authentication

Server-less Authentication^{*} enables user information to be synchronised among multifunction devices in the same group and allows administrators to reduce their workloads.

- Simply tap your card to link the user ID with the multifunction device
- The ID information is automatically shared with the other multifunction devices in the same network
- Authentication can be performed with any devices in the office

* Optional.

Various features saving time and effort in scanning operation

Scanned data can be transferred through a variety of methods including Email, URL, and send to PC (SMB/FTP/SFTP).

- Data can be sent by using multiple features simultaneously
- Improve your digitalisation process with features including automatic orientation of scanned page to upright position, correcting the skewed page, or removing blank pages
- In addition to TIFF and JPEG, the scanned data can be converted to OCR-enabled^{*} or high compression/ specific colour PDF or DocuWorks documents^{*}. Also they can be converted to editable Excel/Word documents^{*}
- With ScanAuto, you can easily send the scanned data to your e-mail address by simply pressing a button

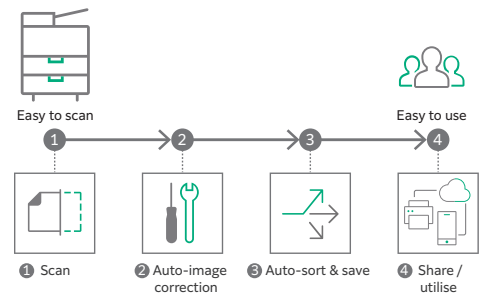
* Optional.

Digitisation of paper documents for effortless document management

With Scan Delivery^{*}, you can automatically process and store scanned images by simply pressing the preset button for each workflow or document type.

- Automate to set file format, file name, OCR^{*}, etc.
- Automatically stores scanned and processed documents in the appropriate destination
- Specify particular words or characters in a document as the folder or file name
- 0 and other frequently mis-recognised characters can be read correctly

* Optional.



QR codes and bar codes application

Where QR code or bar code is available on the headsheets or content body of the original document for scanning, Scan Delivery will recognise and process the information accordingly.

Streamline operations for remote work style

Do not miss any faxes when you are working remotely

Paperless fax function automatically stores received faxes into folders which can be transferred to a PC or sent as emails.

- Received faxes can be forwarded to your mobile device by email
- Received faxes can be transferred to Working Folder^{*1}
- It can be sorted by fax number, date received, and person in charge^{*2}
- Incoming fax processing can be switched by time, day of the week and period^{*2}
- For example, you can switch from paper-based output to an electronic transfer in a single operation^{*2}

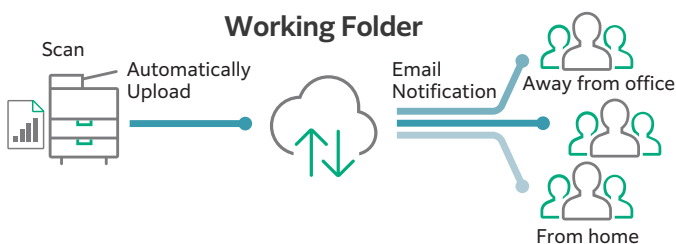
*1: Cloud services provided by FUJIFILM Business Innovation. A separate contract is required.

*2: Optional.

Share information anytime, anywhere

With Working Folder* and internet access, documents can be viewed regardless of time and location.

- Can be linked smoothly with multifunction devices, DocuWorks, and mobile devices
- Documents in Working Folder can be printed from the control panel
- Scanned documents will be assigned a file name and stored in Working Folder. An email notification will be sent to relevant users



* Cloud services provided by FUJIFILM Business Innovation. A separate contract is required.

Supporting Universal Print by Microsoft

By registering multifunction devices to Universal Print by Microsoft in advance, users*¹ authenticated with Microsoft Entra ID*² can print from anywhere through cloud.

*1: Organizations with or Microsoft Windows Enterprise or Microsoft 365 subscriptions.

*2: Formerly Azure Active Directory.

Easy and secure output even when you are working remotely

With Cloud On-Demand Print*, you can register documents from a PC or mobile device to the cloud server and print them from the designated multifunction device.

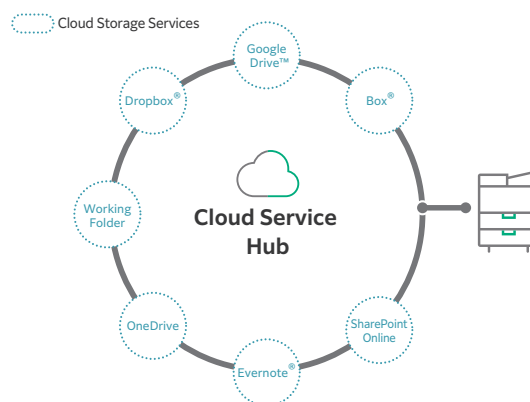
- Can be operated securely using a User ID and password
- Fear of loss or stolen data is minimised
- No dedicated driver is required

* Cloud services provided by FUJIFILM Business Innovation. A separate contract is required.

Centralised cloud integration

Cloud Service Hub* allows single sign-on to multiple cloud storage services.

- Specific storage location can be assigned for scanned documents directly from the multifunction device
- Searching documents from multiple cloud services is supported
- Full-text search on scanned documents can be performed with OCR



* Cloud services provided by FUJIFILM Business Innovation. A separate contract is required.

Initiatives for environmental consideration



We are working to develop environmentally conscious products, including technologies that reduce the power consumption of multifunction devices and printers to achieve lower environmental impact. Fujifilm Group introduced the certification program in which we clarify the environmental value of each product by assessments at the time of product development, conduct the evaluation based on our in-house certification criteria and certify the products* that are excellent in reducing environmental impact as "Green Value Products". This product was certificated as a "Silver" rank product that reduces environmental impact at a higher level than industries' standard.

* Products and services excellent in reducing environmental impact are those designed in consideration of environmental impact throughout their life cycle from acquisition of raw materials, production, usage, disposition, to reuse.

Initiatives for energy conservation

- Achieve both high image quality and energy conservation by equipping the LED printhead that enables space and energy saving design, as well as Super EA-Eco toner that has low-temperature fusing performance
- Reduce the power consumption with the smart power saving feature that solely powers on the required parts according to the functions being used by customers

Initiatives for resources conservation

- Staple-free stapling that helps reducing waste and that also can be used with peace of mind at certain places where need considerations for safety or any contamination
- Functions contributing to paper consumption reduction -Private Charge Print, Scan, Paperless Fax, Pages per Side/Multiple-Up etc.
- Adopt design for making products easy to reuse/recycle after use

Safeguard important information

Information is an important asset which should be protected at all cost

Protect from unauthorised user

Multiple options of setting user authorisation allow administrator to select a right combination as per given environment.

- Local Authentication
- Authentication by Remote Server*
- IC Card Authentication*
- User-specific feature access
- Private Charge Print

* Optional.

Additional layer of unwanted access can be created for specific users (e.g. guests).

- Secondary Ethernet Kit*

* Optional.

Protect from unauthorised access

Protects device settings at multiple levels by clearly demarking change restrictions for different target audience - End users, IT administrators and Service Engineers.

- Service representative operation restriction
- Account lock to prevent unauthorised access
- Information for changing the default password
- Warnings displayed when using global IP address

Prevents unauthorised program from installing without notice. Robust IT audits are supported with device data logs for easy tracking.

- Software signature verification
- Remote update restrictions
- IP address filtering
- Tampering detection at startup and automatic restoration when tampering is detected
- Prevention of tampering during operation
- Audit log
- Audit log system transfer

Protects Data

Protects against any malicious intent of hacking, tampering with device / system settings.

- Encryption of stored data
- Uses TPM* 2.0 chip for encryption key management
- Deletes settings and document information all at once

* Trusted Platform Module

Protects the information by means of strong encryption while transferring it between devices, servers etc.

- Encryption of communication paths by SSL/TLS or IPsec
- Encryption when transferring via SMBv3 and SFTP
- Scan file encryption/signature
- Email encryption and signature by S/MIME
- TLS version limit
- Elliptic curve cryptography
- WPA3

Prevents operation errors

Prevents information leakage due to inadvertent mistakes by administrators and users.

- Scan documents to be delivered to fixed destination
- Re-enter fax recipient
- Annotations
- Hidden text printing*

* Optional.

Security certifications

- Certified with ISO/IEC 15408, which is the international standard for designing and operating IT security

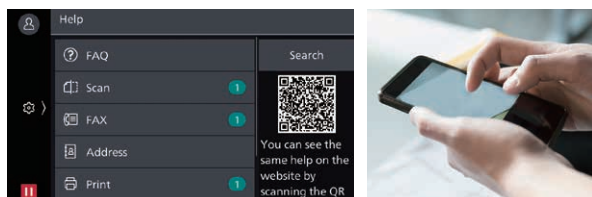
Reliable support system

Easy solutions to resolve problems

From supplies replacement to unexpected device failures, most problems can be resolved without waiting for the service representatives or sales representatives.

1. Resolve problem using the "Help" function on the device

- Self Help information is available on the control panel
- Self Help information can be accessed via the mobile device by scanning the QR code displayed on the control panel



2. "Remote Assistance" with the help of operators

- Connects directly to the Support Centre
- An operator will remotely access the multifunction device to resolve the problem by guiding through the steps on the shared control panel

Keeping a close eye on your multifunction device on a daily basis

Monitoring the multifunction device status to minimise operation down time.

- Check billing meter
- Automatically delivers consumables when cartridges level is low
- Detect machine errors for early invention to rectify the problem

Note: You need to apply for using the EP service. (free of charge)

Making a backup of multifunction device's settings

Device Setup Editor is a free tool which helps you both, in editing device setting and creating a much-needed information backup for business continuity reasons.

- A back up the device / printer settings can be created onto the PC
- Administrator can optimize device usage by viewing/editing these settings, best suited for their environment.
- When installing a new device, these settings can be migrated (or cloned) from the existing device to the new device

Apeos C3060 / C2560 / C2060 Functions & Specifications

Basic Specifications / Copy Function

| Item | C3060 | C2560 | C2060 | |
|---|--|---|---|--------------------------------|
| Type | Desktop / Console | | | |
| Memory Capacity | 4 GB (Max: 4 GB) | | | |
| Storage Device Capacity ^{*1} | 128 GB | | | |
| Colour Capability | Full colour | | | |
| Scan Resolution | 600 x 600 dpi | | | |
| Printing Resolution | 1,200 x 2,400 dpi | | | |
| Warm-up Time ^{*2} | [Embedded Plug-ins / Custom Services] ^{*3} When enabled: 28 seconds or less (23 degrees Celsius room temperature) When disabled: 22 seconds or less (23 degrees Celsius room temperature) | | | |
| Recovery Time (Recovery Time from Sleep Mode) | 14 seconds or less | 12 seconds or less | 12 seconds or less | |
| Original Size | Maximum of A3, 11 x 17", 297 x 432 mm for both Sheet and Book | | | |
| Paper Size | Max | A3, 11 x 17" | | |
| | Min | A5 [Postcard (100 x 148 mm), Monarch, when using Bypass Tray] | | |
| | Image loss width | Lead edge 4.0 mm, Trail edge 2.0 mm, Right/Left edge 2.0 mm | | |
| Paper Weight ^{*4} | Paper Tray | 60 to 256 gsm | | |
| | Bypass Tray | 60 to 216 gsm | | |
| First Copy Output Time | B/W | 4.9 sec. (A4 LEF / Monochrome priority mode) | 5.9 sec. (A4 LEF / Monochrome priority mode) | |
| | Colour | 6.7 sec. (A4 LEF / Colour priority mode) | 8.1 sec. (A4 LEF / Colour priority mode) | |
| Continuous Copy Speed ^{*5} | A4 LEF / JIS B5 LEF | B/W: 30 ppm, Colour: 30 ppm | B/W: 25 ppm, Colour: 25 ppm | B/W: 20 ppm, Colour: 20 ppm |
| | A4 | B/W: 23 ppm, Colour: 23 ppm | B/W: 19 ppm, Colour: 19 ppm | B/W: 16 ppm, Colour: 16 ppm |
| | JIS B5 | B/W: 17 ppm, Colour: 17 ppm | B/W: 14 ppm, Colour: 14 ppm | B/W: 11 ppm, Colour: 11 ppm |
| | JIS B4 | B/W: 20 ppm, Colour: 20 ppm | B/W: 16 ppm, Colour: 16 ppm | B/W: 13 ppm, Colour: 13 ppm |
| | A3 | B/W: 17 ppm, Colour: 17 ppm | B/W: 14 ppm, Colour: 14 ppm | B/W: 11 ppm, Colour: 11 ppm |
| Paper Tray Capacity ^{*6} | Standard | 500 sheets x 1-tray + Bypass Tray 96 sheets | | |
| | Optional | 1 Tray Module / 1 Tray Module with Cabinet: 500 sheets x 1-tray 3 Tray Module: 500 sheets x 3-tray | | |
| | Max | 2,096 sheets [Standard + 3 Tray Module] | | |
| Output Tray Capacity ^{*7} | Upper Center: 250 sheets (A4 LEF), Lower Center: 250 sheets (A4 LEF) | | | |
| Power Supply | AC220-240 V +/- 10 %, 8 A, 50/60 Hz common | | | |
| Maximum Power Consumption | 1.76 kW (AC220 V +/- 10 %), 1.92 kW (AC240 V +/- 10 %) Sleep Mode: 0.4 W (AC230 V +/- 10 %) Ready Mode: 83 W (AC230 V +/- 10 %) | | | |
| Dimensions | Model-CPS | W 590 x D 659 x H 771 mm (when optional 1 Tray Module is installed.) | | |
| | | W 590 x D 659 x H 885 mm (when optional 1 Tray Module with Cabinet is installed.) | | |
| | Model-CPS-B | W 590 x D 659 x H 1,122 mm (when optional 1 Tray Module with Cabinet is installed.) | | |
| | | W 590 x D 659 x H 1,118 mm (when optional 3 Tray Module is installed.) | | |
| Weight ^{*8} | Model-CPS | 68 kg (when optional 1 Tray Module is installed.) | | |
| | | 91 kg (when optional 1 Tray Module with Cabinet is installed.) | | |
| | Model-CPS-B | 94 kg (when optional 3 Tray Module is installed.) | | |
| | | 70 kg (when optional 1 Tray Module is installed.) | | |
| | | 81 kg (when optional 1 Tray Module with Cabinet is installed.) | | |
| | | 93 kg (when optional 1 Tray Module with Cabinet is installed.) | | |
| | | 96 kg (when optional 3 Tray Module is installed.) | | |

- *1: The Storage Device Capacity is not totally available for customers.
 *2: It may change depending on usage conditions.
 *3: Embedded Plug-ins / Custom Services are enabled as factory default. You can change the settings if needed.
 *4: It is recommended to use our recommended paper. Correct print output may not be possible depending on the requirement.
 *5: The speed may be reduced due to the image quality adjustment.
 *6: 80 gsm paper.
 *7: 70 gsm paper.
 *8: Including Toner Cartridge.

Print Function

| Item | Description | |
|--|---|---|
| Type | Built-in type | |
| Continuous Print Speed ^{*1} | Same as the Basic Specifications / Copy Function | |
| Printing Resolution | Standard | [PCL Driver] Standard: 1,200 x 2,400 dpi, High Quality: 1,200 x 2,400 dpi, High Resolution ^{*2} : 1,200 x 1,200 dpi |
| | Optional | [Adobe® PostScript® 3™ Driver] High Speed (Standard): 600 x 600 dpi, High Quality: 1,200 x 2,400 dpi, High Resolution ^{*2} : 1,200 x 1,200 dpi |
| Page Description Language | Standard: PCL5 / PCL6 Optional: Adobe® PostScript® 3™ | |
| Supported Operating System ^{*3} | Standard | [PCL Driver] Windows 11 (64 bit), Windows 10 (32 bit / 64 bit), Windows Server 2022 (64 bit), Windows Server 2019 (64 bit), Windows Server 2016 (64 bit), Windows Server 2012 R2 (64 bit), Windows Server 2012 (64 bit) |
| | Optional | [Mac OS X Driver] macOS 13 / 12 / 11 / 10.15 / 10.14 [Adobe® PostScript® 3™ Driver] Windows 11 (64 bit), Windows 10 (32 bit / 64 bit), Windows Server 2022 (64 bit), Windows Server 2019 (64 bit), Windows Server 2016 (64 bit), Windows Server 2012 R2 (64 bit), Windows Server 2012 (64 bit) macOS 13 / 12 / 11 / 10.15 / 10.14 |
| Interface | Standard: Ethernet 1000BASE-T / 100BASE-TX / 10BASE-T, USB3.0 Optional: Wireless LAN (IEEE 802.11a / b / g / n / ac) | |

- *1: The speed may be reduced due to the image quality adjustment. The printing speed may be reduced depending on the document.
 *2: High Resolution mode is recommended for printing fine lines or cadastral maps.
 *3: Please refer to our official website for the latest supported OS.

Scan Function

| Item | Description |
|-----------------|---|
| Type | Colour Scanner |
| Scan Resolution | 600 x 600 dpi, 400 x 400 dpi, 300 x 300 dpi, 200 x 200 dpi |
| Scan Speed | Same as the Scan Speed for the Duplex Automatic Document Feeder |
| Interface | Standard: Ethernet 1000BASE-T / 100BASE-TX / 10BASE-T Optional: Wireless LAN (IEEE 802.11a / b / g / n / ac) |

Fax Function (Optional)

| Item | Description |
|----------------------|--|
| Original Size | Max: A3, 11 x 17", Long document (Longest 600 mm) |
| Recording Paper Size | Max: A3, 11 x 17"; Min: A5 |
| Transmission Time | 2 seconds and more but fewer than 3 seconds ^{*1} |
| Transmission Mode | ITU-T G3 |
| Applicable Lines | Telephone subscriber line, PBX, Fax communication (PSTN), Maximum 3 ports ^{*2} (G3-3 ports) |

- *1: When A4 size document with approximately 700 characters is transmitted in standard image-quality (8 x 3.85 lines/mm) and in high-speed mode (28.8 kbps or faster, JBIG). Only indicates the time for transmitting the image information and does not include the communication control time. The total communication time will vary depending on the contents of the document, the type of machine receiving the fax, and line condition.
 *2: No. of FAX lines is up to 3 ports. Port refers to number of channels for FAX.

Duplex Automatic Document Feeder

| Item | C2560 | C2060 |
|------------------------------|--|---|
| Original Size / Paper Weight | Max: A3, 11 x 17"; Min: A5 ^{*1} 38 to 128 gsm (In Duplex: 50 to 128 gsm) | |
| Capacity ^{*2} | 110 sheets | |
| Scan Speed ^{*3} | Copy (A4 LEF, Simplex) | B/W: 25 ppm, Colour: 25 ppm |
| | Scan | B/W: 20 ppm, Colour: 20 ppm |
| | | B/W: 55 ppm, Colour: 55 ppm [Standard Document (A4 LEF), 200 dpi, to Folder] |

- Note: Installed for Model-CPS as standard.
 *1: The minimum custom size is 125 x 85 mm.
 *2: 70 gsm paper.
 *3: The scanning speed varies depending on the documents.

Duplex Automatic Document Feeder [1 pass, 2 sided scanning]

| Item | C3060 | C2560 |
|------------------------------|--|--|
| Original Size / Paper Weight | Max: A3, 11 x 17"; Min: A6 ^{*1} 38 to 128 gsm (In Duplex: 50 to 128 gsm) ^{*2} | |
| Capacity ^{*3} | 130 sheets | |
| Scan Speed ^{*4} | Copy (A4 LEF, Simplex) | B/W: 30 ppm, Colour: 30 ppm |
| | Scan | B/W: 25 ppm, Colour: 25 ppm |
| | | B/W: 55 ppm, Colour: 55 ppm (1 pass, 2 sided scanning: B/W 80 ppm, Colour 80 ppm) [Standard Document (A4 LEF), 200 dpi, to Folder] |

- Note: Installed for Model-CPS-B as standard.
 *1: The minimum custom size is 49 x 85 mm.
 *2: Custom sizes from 49 x 85 mm to 55 x 91 mm are available from 38 to 209 gsm.
 *3: 70 gsm paper.
 *4: The scanning speed varies depending on the documents.

Notes

- If the storage media of the base unit fail, loss of received data, accumulated data, registered setting data, etc. may occur. In no event shall "the company" be liable for any damages whatsoever arising from loss of data.
- Functional spare parts will be available for at least 7 years after the product is no longer manufactured.

Side Tray (Optional)

| Item | Description |
|-----------------------------|--------------------------|
| Paper Capacity ¹ | 100 sheets |
| Dimensions | W 347 x D 419 x H 201 mm |

* 70 gsm paper.

Finisher-A2 (Optional)

| Item | Description | |
|----------------------------------|--|--|
| Type | Sort (Offset available) / Stack (Offset available) | |
| Paper Size | Max: A3, 11 x 17"; Min: Postcard (100 x 148 mm) | |
| Paper Weight | 60 to 256 gsm | |
| Paper Capacity ¹ | [Without Stapling] A4: 500 sheets; JIS B4: 250 sheets; A3 or larger: 200 sheets; Mixed Size Stacking ² : 250 sheets [With Stapling] 30 sets | |
| Staple | Capacity | A4: 50 sheets (90 gsm or less), JIS B4 or larger: 30 sheets (90 gsm or less) |
| | Paper Size | Max: A3, 11 x 17"; Min: JIS B5 LEF |
| | Paper Weight | 60 to 256 gsm |
| | Position | Single stapling, Dual stapling |
| Dimensions ³ / Weight | W 658 x D 461 x H 238 mm, 11 kg | |

*1: 70 gsm paper.

*2: When larger size sheets are stacked on top of smaller size sheets.

*3: Width 478 mm when the paper support is stored.

Finisher-B4 / B5 (Optional)

| Item | Finisher-B4 | Finisher-B5 |
|--------------------------------|---|---|
| Type | Sort (Offset available ^{1,2}) / Stack (Offset available ^{1,2}) | |
| Paper Size ³ | Max: A3, 11 x 17"; Min: A5 | |
| Paper Weight | 60 to 256 gsm | |
| Paper Capacity ⁴ | [Without Stapling] A4: 2,000 sheets, JIS B4 or larger: 1,000 sheets, Mixed Size Stacking ⁵ : 300 sheets | |
| | [With Stapling] A4: 100 sets or 1,000 sheets ⁶ , JIS B4 or larger: 75 sets or 750 sheets [With Booklet Finishing ⁷] 50 sets or 600 sheets [With Fold ⁷] 500 sheets | |
| Staple | Capacity | 50 sheets (90 gsm or less) Staple: 50 sheets (90 gsm or less), Staple-free Staple ^{8,9} : 10 sheets (80 gsm or less) |
| | Paper Size ¹⁰ | Max: A3, 11 x 17"; Min: A5 LEF |
| Staple | Paper Weight | 60 to 256 gsm Staple: 60 to 256 gsm, Staple-free Staple ^{8,9} : 60 to 105 gsm |
| | Position | Single stapling, Dual stapling |
| Punch ¹¹ | Number of Holes | 2-hole / 4-hole punch or 2-hole / 3-hole punch (US Specifications) |
| | Paper Size ¹² | Max: A3, 11 x 17"; Min: A5 LEF |
| | Paper Weight | 60 to 220 gsm |
| Booklet Finishing ⁷ | Capacity | Saddle Staple: 15 sheets; Single Fold: 5 sheets |
| | Paper Size | Max: A3, 11 x 17"; Min: A4, Letter |
| | Paper Weight | Saddle Staple: 60 to 80 gsm ¹³ , Single Fold: 60 to 105 gsm |
| Dimensions ¹⁴ | W 607 x D 653 x H 1,041 mm | |
| | With Booklet Maker Unit: W 607 x D 673 x H 1,079 mm | |
| Weight | 26 kg, Punch Kit: + 2 kg, Booklet Maker Unit: + 10 kg | 29 kg, Punch Kit: + 2 kg, Booklet Maker Unit: + 10 kg |

Note: Finisher-B4 / Finisher-B5 is available only when optional 1 Tray Module with Cabinet or 3 Tray Module is attached to Main Unit.

Note: Only stapled stapling is available with Finisher-B4. You cannot add staple-free stapling function. Note: Both stapled stapling and staple-free stapling are available with Finisher-B5.

*1 : The offset feature is set to disabled by factory default. The setting can be changed as necessary.

*2 : Outputs less than 210 mm width are delivered without offset stacking.

*3 : Paper in the sizes larger than A3 or 11 x 17" or smaller than A5 are delivered to the Centre Tray.

*4 : 70 gsm paper.

*5 : When larger size sheets are stacked on top of smaller size sheets.

*6 : 75 sets or 750 sheets with dual stapling.

*7 : The Booklet Finishing function requires the optional Booklet Maker Unit for Finisher-B. Make a crease allows you to fold easily. After a job with the Booklet Finishing function specified has been output, the next job may not be delivered until the sheets are removed from the output tray. Also, if larger size sheets are stacked on top of smaller size sheets after a job with the Booklet Finishing function specified has been run, the next job may not be delivered until the sheets are removed from the output tray.

*8 : Staple-free stapling is available with Finisher-B5.

*9 : Staple-free stapling does not have binding force equal to stapled stapling. Bound part may be easily separated depending on the paper, temperature, humidity, and how the page is turned over.

*10 : Available staple positions vary depending on the paper size.

*11 : The Punch function requires the optional 2/4 Hole Punch Kit for Finisher-B or US 2/3 Hole Punch Kit for Finisher-B.

*12 : Available number of punch holes varies depending on the paper size.

*13 : Covers can be up to 220 gsm (Extra Heavyweight).

*14 : Inner connector within the body is excluded.

Enhanced basic functions

Copy

- Output Color
- Paper Supply
- Reduce/Enlarge
- Slight Reduction
- Auto 2 Sided Output
- Pages per Side (2 Pages / 4 Pages / 8 Pages)
- Copy Output (uncollated/collated)
- Single Color / Dual Color Copy
- Copy (ID Card)
- Mixed Size Originals
- Original Size
- Image Enhancement
- Book Copying
- Edge Erase
- Image Shift
- Mirror Image / Negative Image
- Image Rotation
- Booklet Creation
- Multiple-Up x Booklet Creation
- 2 Sided Book Copying
- Covers
- Poster
- Repeat Image
- Preset Repeat Image
- Annotations
- Watermark (optional)
- Joint Job
- Sample Job

- Delete Outside / Delete Inside
- Staple / Staple-free Staple / Punch / Crease / Saddle Staple (optional)

Print

- PCL
- Adobe® PostScript® 3™ (optional)
- Multi-Model Print Driver 2
- Microsoft Universal Print
- Secure Print
- Sample Set
- Delayed Print
- Print from Folder
- Form Registration
- Multiple-Up
- Booklet Creation
- Multiple-Up x Booklet Creation
- Poster
- Covers / Separators
- Envelope printing
- Private Charge Print
- Charge Print
- Print from USB (optional)
- Staple / Staple-free Staple / Punch / Crease / Saddle Staple (optional)
- Server-less On-Demand Print (optional)

Fax (Optional)

- G3 x maximum 3 ports (optional)
- Internet Fax
- SIP Fax (optional)
- Send Direct Fax
- Address Book (maximum 5,000 entries)
- Broadcast Transmission / Group Transmission
- Redial / Resend Unsent Documents
- Rotate 90 Degrees
- Preview
- 2 Sided Scanning
- Resolution
- Lighten / Darken
- Original Type
- Mixed Size Originals
- Transmission Header
- Priority Send / Delay Start
- Cover Page
- Remote Folder
- Transmission Report
- Activity Report
- Re-enter Recipient
- Prevents Unsolicited Faxes
- Prohibit Direct Fax
- Receive Paperless Fax
- Simple Image Log Support
- Paperless Fax Delivery (optional)

Scan

- Scan to Folder (TWAIN driver/Web browser)
- Transfer via SMB/FTP/SFTP
- Email
- Scan (URL)
- Scan to USB (optional)
- Simultaneous transmission such as Email / Transfer via SMB, etc.
- ScanAuto
- Preview
- Color Scanning
- 2 Sided Scanning
- Mixed Size Originals
- File Format: TIFF / JPEG / PDF¹ / XDW (DocuWorks)²
- Microsoft Excel/Word format (optional)
- Single File for Each Page
- Searchable Text (optional)
- Background Suppression
- Shadow Suppression
- Auto Upright Orientation
- Skew Correction
- Skip Blank Pages
- Book Scanning
- Job Flow Sheets
- Scan Delivery (optional)

*1: High Compression / Specific Color / Searchable Text / Security / Signature / Optimise For Quick Web View

*2: High Compression / Specific Color / Searchable Text / Security / Signature

Others

- Local Authentication
- Remote Authentication (optional)
- Microsoft Entra ID³ linked authentication (optional)
- IC Card Log In (optional)
- Serverless Authentication (optional)
- Secondary Ethernet (optional)
- Wi-Fi Support (optional)
- Data Encryption
- Data Overwrite (optional)
- Image Log (optional)
- Message screen from an administrator
- Job History Export
- * Formerly Azure Active Directory

Note: More options may need to be added depending on the model.

fujifilm.com/fbph

FUJIFILM

FUJIFILM Business Innovation Philippines Corp.

25th Floor, SM Aura Tower, 26th St. Corner McKinley Parkway, Taguig City 1630 Philippines
Tel. 632-8878-5200


The available model varies depending on the country/region. Please ask the sales representatives for details.

The product specifications, appearance and other details in this brochure are subject to change without notice for improvements.

Reproduction Prohibitions Please note that reproduction of the following is prohibited by law : •Domestic and foreign currencies, government-issued securities, and national bonds and local bond certificates. •Unused postage stamps, post cards, etc. •Certificate stamps stipulated by law. •Reproducing works forming the subject matter of copyright (literary works, musical works, paintings, engravings, maps, cinematographic works, drawings, photographic works, etc.) is not permitted unless the reproduction is for the purpose of personal use, family use or other similar uses within a limited circle.

Trademarks •FUJIFILM and FUJIFILM logo are registered trademarks or trademarks of FUJIFILM Corporation. •Apeos, DocuWorks, Working Folder, Cloud Service Hub, and Cloud On-Demand Print are registered trademarks or trademarks of FUJIFILM Business Innovation Corp.

•Microsoft, Active Directory, Azure, Microsoft Entra, Microsoft Edge, Excel, OneDrive, PowerPoint, SharePoint, Microsoft Teams, Windows, and Windows Server are registered trademarks of US Microsoft Corporation in the U.S. and other countries. •Apple, Mac, macOS, OS X, AirPrint, and AirPrint logo are trademarks of Apple Inc. registered in the U.S. and other countries and regions. •Adobe, Adobe logo, PostScript, and PostScript logo are either registered trademarks or trademarks of Adobe in the United States and/or other countries. •Mopria, the Mopria Logo, and the Mopria Alliance word mark and logo are registered and/or unregistered trademarks and service marks of Mopria Alliance, Inc. in the United States and other countries. •QR Code is a registered trademark of DENSO WAVE INCORPORATED. •All product names and company names mentioned in this brochure are trademarks or registered trademarks of their respective companies.

For Your Safety
 Before using the product, read the Instruction Manual carefully for proper use. Use the product with the power source and voltage specified. Be sure to establish ground connection. Otherwise, electronic shock may result in the case of a failure or short circuit.

The information is as of October, 2023. PIC-0186 PH (2201-R3)